


SURFACE PLANTERS



SHAPES



Rectangle



Square

MATERIAL	SQFT WEIGHT	COMMERCIAL GRADE	WEATHER RESISTANT	MAX STD HEIGHT	MAX STD LENGTH	CUSTOM SIZES	DRAINAGE	COLORS/ FINISHES
FIBERGLASS	1.5 lbs.	√	*	4'	6'	√	1/2"	24 COLORS, 4 FINISHES
FIBERSTONE	2.5 lbs.	√	*	4'	6'	√	1/2"	11 FINISHES

**Larger sizes available upon request*



COLORS & FINISHES

STANDARD FIBERGLASS COLORS

(Shown in Matte Finish)

Custom colors available upon request

FIBERGLASS FINISHES



GLOSS




SEMI GLOSS




MATTE




SAND




BLACK




WHITE



PEARL



BUFF



KHAKI



LATTE



PARCHMENT




MOCHA



TAN



BEIGE




LIGHT COCOA




TERRACOTTA




PERSIMMON



ADOBE




BURGUNDY




DOVE




CYPRESS




DARK GRAY




CHARCOAL




BLACK FOX




HUNTER GREEN



DARK CHOCOLATE



CHAPS BROWN



ESPRESSO



COLORS & FINISHES

FIBERSTONE FINISHES

Custom colors available upon request



CHENZA



TIZA



ANTIGUA



FOSIL



SAVOY



RUSTICO



ZINC



OXIDO



TERRON




FERRIC



IRON





Irrigation Systems

Our irrigation systems fit any planter, reducing watering by delivering water directly to plant roots, ensuring optimal hydration and minimizing waste.



Lift Channels

Designed for large, heavy planters, these channels allow safe, easy movement with pallet jacks or forklifts, maintaining design flexibility and maximizing efficiency.



Water Sealing

Our water sealing option protects planters from moisture damage, ensuring durability and integrity.



Accessory Pocket

These planters feature integrated compartments for lighting, audio, power, and data. A compatibility chart is available for standard fixtures; custom solutions can be explored.



False Bottom

False bottoms lighten large planters by reducing soil while creating a water reservoir to extend watering intervals, and save on materials and maintenance time.



Drain Holes

Drainage holes are available on all our planters. Simply let us know your preference.



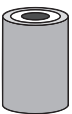
Bioretention

This engineered layer filters rainwater, removes pollutants, and promotes slow release into the surrounding soil or storm drain system, thereby reducing runoff and improving water quality.



Tie Downs

Tie downs in planters secure trees and large plants, ensuring they remain stable, upright, and centered through evenly distributed ties, promoting proper growth and preventing damage.



Refuse Container

Transform your planter to a refuse container with a variety of lid options and liners.



Casters

Select planters can have recessed casters for mobility, discreetly built into a reinforced, raised base for smooth rolling without affecting aesthetics.



Matching Saucer

Prevent surface staining and water runoff with our matching saucers. Seamlessly integrated, they enhance functionality and aesthetics with a perfect color and finish match.



Bottom Reinforcement

For planters needing anchoring or lacking ground structure support, additional base reinforcement ensures stability and prevents damage.



Trellis

Optimize your commercial landscape with our durable and customizable trellis, engineered to support vertical plant growth and elevate aesthetic appeal.



Wall Hanging Planters

Wall scaping made easy with adjustable bracket mount points for easy and secure on-site wall planter install. Choose from standard or built in hidden brackets.



Scoops

Square and rectangular planters connect end-to-end with hidden "scoops" for seamless, continuous planting beds.



Anchor Plate

For increased stability, add an anchor plate to your planter to distribute weight and prevent tipping.



Custom Colors

We provide 13 custom color options and finishes for our Fiberstone/GFRC products, 24 color options and 4 finishes for our Fiberglass products. Armorecoat and premium metallic colors available.




Custom Dimensions

Custom dimensions available on all planters.

We offer a variety of customization options, but availability may vary by product. To discuss creating a custom order or inquire about specific options, please scan our QR code, visit our website, or call us.



SIZES & SPECIFICATIONS



SURFACE PLANTERS

SQUARE

PRODUCT	DIMENSIONS			WATER RESERVOIR	FIBERGLASS	FIBERSTONE
	L	W	H		WEIGHT	WEIGHT
S1816	18	18	16	WW-R7	20 lbs	32 lbs
S2430	24	24	30	WW-R13	41 lbs	69 lbs
S2820	28	28	20	WW-R18	38 lbs	63 lbs
S3236	32	32	36	WW-R24	66 lbs	109 lbs
S3248	32	32	48	WW-R24	82 lbs	136 lbs
S3423	34	34	23	WW-R24	52 lbs	87 lbs
S3626	36	36	26	WW-R28	60 lbs	100 lbs
S4035	40	40	35	WW-R28	84 lbs	139 lbs
S4842	48	48	42	WW-R36	118 lbs	197 lbs

Custom sizing available on request.



SURFACE PLANTERS

RECTANGLES

PRODUCT	DIMENSIONS			WATER RESERVOIR	FIBERGLASS	FIBERSTONE
	L	W	H		WEIGHT	WEIGHT
REC481818	48	18	18	WW-REC-3793	41 lbs	68 lbs
REC601818	60	18	18	WW-REC-2593 (2)	49 lbs	82 lbs
REC721818	72	18	18	WW-REC-2593 (2)	57 lbs	95 lbs
REC481824	48	18	24	WW-REC-3793	49 lbs	82 lbs
REC601824	60	18	24	WW-REC-2593 (2)	59 lbs	98 lbs
REC721824	72	18	24	WW-REC-2593 (2)	68 lbs	114 lbs
REC481836	48	18	36	WW-REC-3793	66 lbs	109 lbs
REC601836	60	18	36	WW-REC-2593 (2)	78 lbs	130 lbs
REC721836	72	18	36	WW-REC-2593 (2)	91 lbs	151 lbs
REC301836	30	18	36	WW-REC-2593	47 lbs	78 lbs

Custom sizing available on request.

